

Prevent Plagiarism, Better Writing

Turnitin Feedback Studio for Students

Turnitin Feedback Studio tutorial for students 2024

Turnitin Korea

1. Check before you begin [p.3]
2. Creating a Turnitin student account (Class ID & Enrollment key check) [pp. 4-5]
3. Logging in [p. 6]
4. Uploading your paper [pp. 7-9]
5. Checking the result in Originality report [pp. 10-16]
6. FAQs [pp. 17-19]

Check before you begin

1. Acceptable browser types

Using a Chrome Browser is optimal. (Turnitin supports other up-to-date browser types including Edge, Safari, Firefox)



Download chrome browser URL :

<https://www.google.co.kr/chrome/browser/desktop/>

2. Acceptable file types

MS Word(.doc/.docx), adobe PDF files are recommended

Other types we support: Text file (.txt), Google docs, PPT files (.ppt/.pptx), Excel(.xls, .xlsx), Hangul(.hwp), etc. (**Note that** HWP files (Hangul file) can sometimes have an error due to a compatibility issue. Please convert the file to MS-Word or PDF, which is a quick fix for a Turnitin upload error for hwp files)

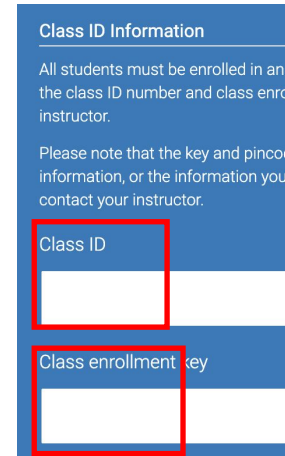
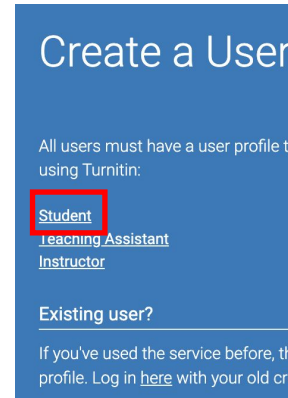
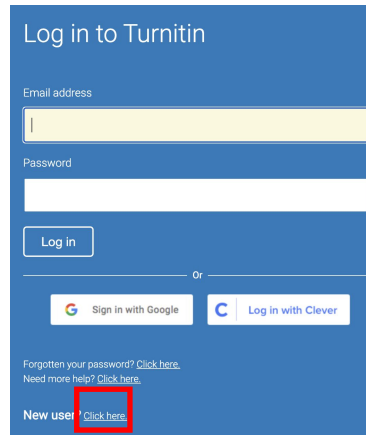
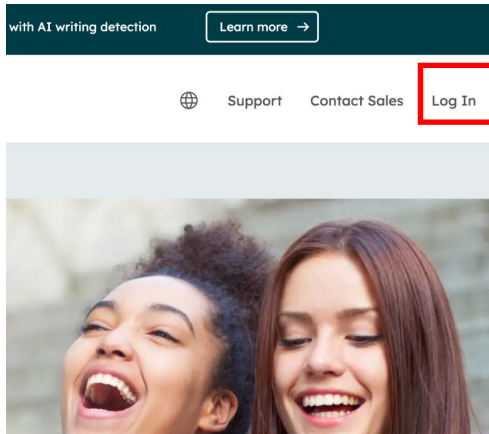
- Only files with texts can be read, not the scanned image files or pdfs with watermarks added.

Creating a Turnitin student account


1. Check your school's **unique class ID & enrollment Key**

- Each school has different sets of class ID and enrollment key (PW) to sign up.
- These keys can be found on your school's library website or graduate school website when logged in.
- If you have a trouble finding your school's class ID & enrollment key, contact us at koreasales@turnitin.com (Include: your school name, your name, department, and the email address (your Turnitin ID))

2. www.turnitin.com >Log In> New user? Click here> Student>Class ID, Enrollment key or click on a '[Student account creation](#) link'

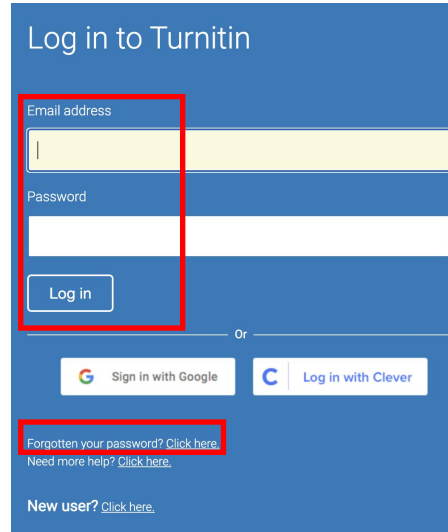
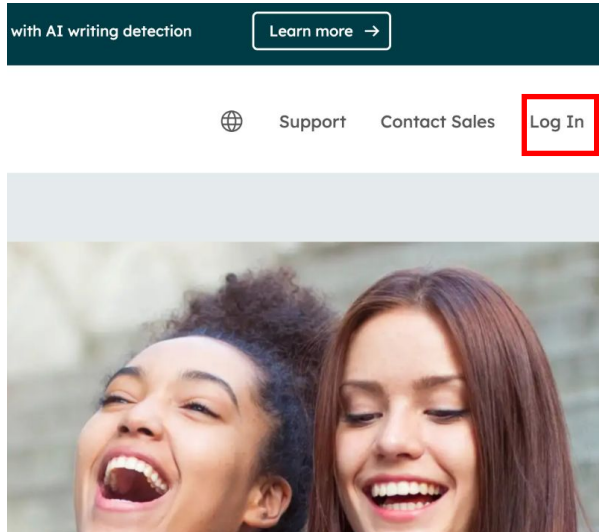


Creating a Turnitin student account

1. Go to www.turnitin.com and click on the **Log In** button
2. Click on the **New user?** [Click here](#) link.
3. Click on the [student](#) link.
4. Enter the **class ID** and the case sensitive Turnitin class **enrollment key**. (Your school's unique Class ID & enrollment key can be found either on your school's library website or the graduate school website. If you cannot find it, please contact us at koreasales@turnitin.com with your school, department, role, name, and the school email address information)
5. Enter the user first name, last name, and a **valid e-mail address** to use as the login for Turnitin. ("school email address")
6. Create a user password that meets the requirements stated. Re-enter the password to confirm it.
7. Select a secret question from the drop-down menu. Enter the answer for the question. Remember and keep this information. The answer is case and space sensitive.
8. Review the user agreement. The image shows a user interface element for a form. On the left, there is a green checkmark icon followed by the text 'I'm not a robot'. To the right of this is the reCAPTCHA logo, which consists of a blue circular arrow icon and the text 'reCAPTCHA' above 'Privacy - Terms'.
9. **Check** the box next to 'I'm not a robot' (or '로봇이 아닙니다') and click on '**I agree – create profile**'

Logging in

1. www.turnitin.com, click on the **Log In** button on top.
 - Type in your email address and password, and click 'Log in'.
 - In case you forget your password, click on the 'Forgotten your password? click here.' link.



Uploading your paper

1. Click on the school name.

한국대학교	
클래스 ID	클래스 명
12145172	한국대학교 (Hankook University)

클래스명 (기관명) 클릭

2. With each 'Open' button, you can check your paper 4 consecutive times. Click on any 'open' button.

- After checking your paper 4 times with the same button, move on to the next 'open' button check your paper
- 'Originality Check - No Repository' means your paper will not be saved in our databases
- Each space allows each user to check his/her paper up to 50 times. After using 4 times consecutively, it'll take 24 hours to get the results. In this case, use another 'open' button to check your paper.

Assignment Title	Dates	
1. 논문 및 과제 검사 - 유사도 검사 시 DB 미 저장 (Originality Check - No Repository)	Start	14-Feb-2022 11:35AM
	Due	31-Dec-2024 11:59PM
	Post	31-Dec-2024 12:00AM
2. 논문 및 과제 검사 - 유사도 검사 시 DB 미 저장 (Originality Check - No Repository)	Start	14-Feb-2022 11:37AM
	Due	31-Dec-2024 11:59PM
	Post	31-Dec-2024 12:00AM
3. 논문 및 과제 검사 - 유사도 검사 시 DB 미 저장 (Originality Check - No Repository)	Start	14-Feb-2022 11:38AM
	Due	31-Dec-2024 11:59PM
	Post	31-Dec-2024 12:00AM

***Click on any 'open' button to check your paper's originality index.**

Open

Open

Open

Uploading your paper

3. After clicking a 'open' button, click 'Upload Submission'. Type in the submission title, click on 'select a file (파일 선택)' to select a file you'd like to upload, and click 'Upload and Review'. Click on 'Submit to Turnitin' to finalise your submission.

About this page

This is your assignment dashboard. You can upload submissions for your assignment from here. When a submission has been processed you will be able to download a digital receipt, view any grades and similar reports that have been made available by your instructor.

> 2. 논문 및 과제 검사 - 유사도 검사 시 DB 미 저장 (Originality Check - No Repository) ?




The image displays three sequential screenshots of the Turnitin submission process:

- First Screenshot:** Shows the submission dashboard with the 'Upload Submission' button highlighted in red. Below it, the 'Submission Title' field contains 'Untitled' and the 'Submission File' field has a '파일 선택' (File Selection) button highlighted in red.
- Second Screenshot:** Shows the 'Upload Submission' dialog box with the 'Upload and Review' button highlighted in red. The 'Submission Title' is 'Test' and the 'Submission File' is '파일 선택 12 Apostles (1).docx'.
- Third Screenshot:** Shows the 'Submit File' dialog box with the 'Submit to Turnitin' button highlighted in red. The dialog displays submission details: Title (Test), File Size (958.5 KiB), and Word Count (667). It also shows a preview of the document 'The Twelve Apostles' and a 'Page 1 of 3' indicator.

Uploading your paper

4. Your submission is complete if you get this message 'Submission Complete!'



Paper Title	Uploaded	Grade	Similarity	
Test	29 Feb 2024 14:50	--	99%	  

Confirm Resubmission



Resubmit paper

Resubmissions are allowed for this assignment until the due date passes. All marks and comments associated with this submission will be deleted if it is resubmitted.

Cancel

Confirm


- You can upload a paper up to three more times consecutively by clicking the 'upward arrow icon (Resubmit paper)'.

If you resubmit it for the fourth time or more, it will take 24 hours to generate the results. If you wish to view the results immediately after using the same button 3 more times, you can click on another 'open' button on the previous screen to submit your paper. (Note: Each individual can submit up to a maximum of 50 times using one 'open' button.)

Checking the result in Originality report

1. Your originality result for your upload will be ready in 5 minutes. Refresh the page or click F5.

Once you see the colored box and the percentage under Similarity, your results are ready. Please [click the colored box or the Similarity index \(%\)](#) to access the result page.

제출							
	저자	제목	유사성		파일	보고서 ID	
	홍길동	샘플	53%			630665061	

Upon clicking the 1) button (Originality index button), you can see the match overview of matched sources. If you need to download the results and hand in the pdf copy of this to the school or the office, please click 4) button.

1) Originality Index (%): The number you see (ex. 44) is the Originality index and not plagiarism score. Upon clicking this number, you can see the match overview source list. When clicking on each matched source under match overview, you'll be directed to the matched parts in context in the paper.

2) All sources: This button shows you all the matched sources in details.

3) Filters and settings: You can exclude direct quotes (Parts in double quotation marks) or bibliography (parts under “references”) from your originality results

4) Download: downloading the pdf of the results (click [current view])



- 1)
- 2)
- 3)
- 4)

대학생 시기는 곧바로 다가오는 성인기의 삶을 대비하는 과도기적 준비기로 자기에 대한 관심과 학업하고 사회와 환경에 적응해야하는 것이 중요한 발달과업이라 할 수 있다. 이 시기의 긍정적 적응 여부는 이후의 성인기에까지 영향을 미치게 되므로, 심리적으로 건강하고 행복을 누리는 것은 대학생 개인뿐만 아니라 건강한 사회를 위해서도 매우 중요하다. 우리나라 대학생들은 보통 입학위주의 교육세계로 인해 여러 가지 고민들이 유발되다가, 대학생이 되고 난 후부터 비로소 갑자기 가치관, 진로, 적성, 이성관계, 대인관계 등 새로운 문제에 당면하게 된다(이시은, 2009). 또한 최근 취업난이 심해지면서 대학생들이 소위 '스펙' 관리에 몰두

* 이 논문은 2016-2017학년도에 성주대학교 학술연구소가 지원한 학술연구조정비(특별연구과제)에 의해 연구되었음

1) **Originality Index (%)**: The number you see (ex. 44) is the Originality index and not plagiarism score. Upon clicking this number, you can see the match overview source list. When clicking on each matched source under match overview, you'll be directed to the matched parts in context in the paper.

The first of these, Hong Kong Martial Arts Living Archive (HKMALA), was instigated in 2012 and is an ongoing research collaboration between the International Guoshu Association, City University of Hong Kong, and the Laboratory for Experimental Museology (eM+) at EPFL, and has resulted in seven international exhibitions, including *Kung Fu Motion* at EPFL's ArtLab (2018)¹ and the Immigration Museum Melbourne in 2017, and *300 Years of Hakka Kung Fu* (2016)² at the Heritage Museum and CityU Gallery, Hong Kong, China. The archiving project responds to the decline of Southern Chinese Kung Fu in mainland China, where a significant portion of traditional martial arts have already vanished. Hong Kong remains a vibrant center for elite practitioners and is home to some of the most prominent martial artists in the world; however rapid urban development, population growth, cultural transformation and the aging of the masters are endangering these practices.

HKMALA brings together historical materials with creative visualizations derived from advanced documentation processes, including motion capture, motion-over-time analytics, 3D reconstruction, and panoramic video (Figures 1 and 2). These archival materials are re-interpreted and re-performed through the mediums of augmented virtual reality and interactive media art, such as *Kung Fu Visualization*³ (2016). As a panoptic virtual reality environment, the Re-ACTOR system shows the intricate dynamics of the kung fu master's reenacted performances via serial 3D motion-captures from six different points of view, with an interactive control panel that allows visitors to select six different visualization styles that elucidate the underlying dynamics of the master's movements (Figures 3 and 4).

The HKMALA 'living archive' also uses new immersive and interactive display paradigms to perpetuate the performance of past masters for future generations. The *Kung Fu Weapons Archive*⁴ (2016) is a linear navigator that provides a sliding panorama of Hakka Kung Fu weapons and training tools, as well as interactively located video demonstrations of their use by Kung Fu masters. Whenever the viewer slides the screen over one particular object, it triggers a short video clip showing the Kung Fu master's handling of that respective weapon or training tool (Figure 5). With these new approaches HKMALA creates practical strategies for encoding, retrieving, and reenacting

A vertical sidebar on the right side of the page containing several navigation icons: a graduation cap, a checkmark, a pencil, a grid, a flag, a funnel, a download arrow, and an information 'i' icon. A red box highlights the '28' icon, which represents the originality index.

A sidebar titled '일치 개요' (Match Overview) showing a list of sources and their corresponding percentages. The total match percentage is 28%. The list includes:

Rank	Source	Percentage
1	kungfumotion.live 인터넷 소스	7%
2	www.tandfonline.com 인터넷 소스	4%
3	scholars.cityu.edu.hk 인터넷 소스	3%
4	University of Hong Kon... 학생 보고서	2%
5	link.springer.com 인터넷 소스	1%
6	Sarah Kenderdine, Jeffr... 출판물	1%
7	Dan Richardson, Clara ... 출판물	1%
8	sarahkenderdine.info 인터넷 소스	1%


2) **All sources:** This button shows you all the marched sources in details.

Upon clicking on the book icon in the middle, you can see the full text of the highlighted parts in context if it's open source.

The first of these, Hong Kong Martial Arts Living Archive (HKMALA), was instigated in 2012 and is an ongoing research collaboration between the International Guoshu Association, City University of Hong Kong, and the Laboratory for Experimental Museology (eM+) at EPFL, and has resulted in

seven international
Immigration Museum and City
Southern Chinese
have already varied
some of the most
population growth
practices.

< sarahkenderdine.info
인터넷 소스



performance of past Masters for future generations. Kung Fu Motion derives from a longitudinal research project, the Hong Kong Kung Fu Living Archive (instigated in 2012). This ongoing research is a collaboration between the International Guoshu Association, City University of Hong Kong, and the Laboratory for Experimental Museology (eM+), Digital Humanities Institute, EPFL. In mainland China, a significant portion of traditional martial arts

HKMALA brings together historical materials with creative visualizations derived from advanced documentation processes, including motion capture, motion-over-time analytics, 3D reconstruction, and panoramic video (Figures 1 and 2). These archival materials are re-interpreted and re-performed through the mediums of augmented virtual reality and interactive media art, such as *Kung Fu Visualization*³ (2016). As a panoptic virtual reality environment, the Re-ACTOR system shows the intricate dynamics of the kung fu master's reenacted performances via serial 3D motion-captures from six different points of view, with an interactive control panel that allows visitors to select six different visualization styles that elucidate the underlying dynamics of the master's movements (Figures 3 and 4).

The HKMALA 'living archive' also uses new immersive and interactive display paradigms to perpetuate the performance of past masters for future generations. The *Kung Fu Weapons Archive*⁴ (2016) is a linear navigator that provides a sliding panorama of Hakka Kung Fu weapons and training tools, as well as interactively located video demonstrations of their use by Kung Fu masters. Whenever the viewer slides the screen over one particular object, it triggers a short video clip

The screenshot shows a mobile application interface. On the right, a list of sources is displayed with their respective percentages:

Source	Percentage
sarahkenderdine.info (인터넷 소스 - 4개 URL)	14%
installations-and-curated-e...	7%
fullcv_kenderdine.pdf	4%
installations-and-curated-e...	3%
installations-and-curated-e...	2%
vimeo.com (인터넷 소스 - 4개 URL)	11%
www.jeffreyshawcomp... (인터넷 소스 - 6개 URL)	11%
kungfumotion.live (인터넷 소스 - 2개 URL)	9%
scholars.cityu.edu.hk (인터넷 소스 - 6개 URL)	7%
University of Newcastl... (학생 보고서 - 3개 보고서)	6%
Elisa Giaccardi, Leysia ... (출판물)	5%

On the left, a sidebar contains several icons: a book icon (highlighted with a blue box), a checkmark, a pencil, a grid, a red flag, a red square with the number 28, a red square with a white flag, a red triangle, a book icon with ETS, a download icon, and an information icon.

2) All sources: This button shows you all the marched sources in details. Upon clicking on the book icon in the middle, you can see the full text of the highlighted parts in context if it's open source.

The first of these, Hong Kong Martial Arts Living Archive (HKMALA), was instigated in 2012 and is an ongoing research collaboration between the International Guoshu Association, City University of Hong Kong, and the Laboratory for Experimental Museology (eM+) at EPFL, and has resulted in seven international exhibitions, including *Kung Fu Motion* at EPFL's ArtLab (2018)¹ and the Immigration Museum Melbourne in 2017, and *300 Years of Hakka Kung Fu* (2016)² at the Heritage Museum and CityU Galleries, Hong Kong, China. The archiving project responds to the decline of Southern Chinese Kung Fu in mainland China, where a significant portion of traditional martial arts have already vanished. Hong Kong remains a vibrant center for elite practitioners and is home to some of the most prominent martial artists in the world; however rapid urban development, population growth, cultural transformation and the aging of the masters are endangering these practices.

HKMALA brings together historical materials with creative visualizations derived from advanced documentation processes, including motion capture, motion-over-time analytics, 3D reconstruction, and panoramic video (Figures 1 and 2). These archival materials are re-interpreted and re-performed through the mediums of augmented virtual reality and interactive media art, such as *Kung Fu Visualization*³ (2016). As a panoramic virtual reality environment, the Re-ACTOR system shows the intricate dynamics of the kung fu master's reenacted performances via serial 3D motion-captures from six different points of view, with an interactive control panel that allows visitors to select six different visualization styles that elucidate the underlying dynamics of the master's movements (Figures 3 and 4).

The HKMALA 'living archive' also uses new immersive and interactive display paradigms to perpetuate the performance of past masters for future generations. The *Kung Fu Weapons Archive*⁴



전체 소스 텍스트

< 1개(총 7개 중) 일치 >

<https://sarahkenderdin...> 7%

인터넷 소스

(instigated in 2012). This ongoing research is a collaboration between the International Guoshu Association, City University of Hong Kong, and the Laboratory for Experimental Museology (eM+), Digital Humanities Institute, EPFL. In mainland China, a significant portion of traditional martial arts have already vanished. Hong Kong remains a major center for Southern Chinese kung fu and is home to some of the most prominent martial artists in the world. However, rapid urban development, population growth, cultural transformation, and the aging of the masters are endangering these practices. The documentation, reproduction and presentation of immaterial cultural forms poses significant theoretical and technological challenges. Ephemeral traditions require cultural scholars, technologists, artists and scientists to work with communities to develop new methods for sustaining and enlivening these cultural traditions. This interdisciplinary endeavor has become an ongoing focus for the Digital Humanities Institute EPFL in collaboration

3) Filters and settings: You can exclude direct quotes (Parts in double quotation marks) or bibliography (parts under “references”) from your originality results

1) Excluding direct quotes

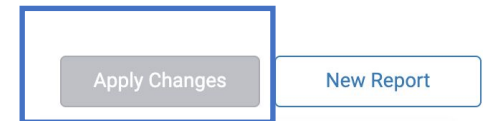
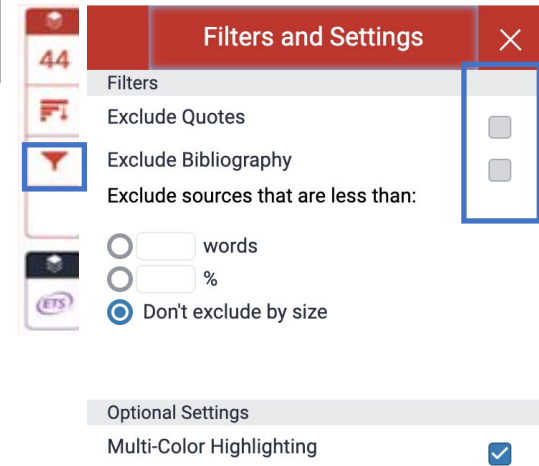
[Filters and settings]> [Exclude quotes][v] >[Apply changes] click

- Parts should be in direct quotation marks (“....”)

2) Excluding bibliography

[Filters and settings]> [Exclude bibliography][v] >[Apply changes]

- Excluding a list under a header References



4) **Download:** Click on the originality index > download icon> current view to downloading the pdf of the results (click [current view])

1개(총 7개 중) 일치

https://sarakhenderin... 7%

인터넷 소스

(integrated in 2012). This ongoing research is a **collaboration between the International Guoshu Association, City University of Hong Kong, and the Laboratory for Experimental Museology (eM +), Digital Humanities Institute, EPFL. In mainland China, a significant portion of traditional martial arts have already vanished. Hong Kong remains a major center for Southern Chinese kung fu and is home to some of the most prominent martial artists in the world. However, rapid urban development, population growth, cultural transformation, and the aging of the masters are endangering these practices.** The documentation, reproduction and presentation of immaterial cultural forms poses significant theoretical and technological challenges. Ephemeral traditions require cultural scholars, technologists, artists and scientists to work with communities to develop new methods for sustaining and enlivening these cultural traditions. This interdisciplinary endeavor has become an ongoing focus for the Digital Humanities Institute EPFL in collaboration

0

53

ETS

2

독창성보고서 →

Originality Report upon clicking 'current view' [very back of the pdf]

Download

3

current view

TEST

독창성 보고서

53% 53% 0% 0%

유사성 지수 인터넷 출처 출판물 학생 보고서

출처 순위

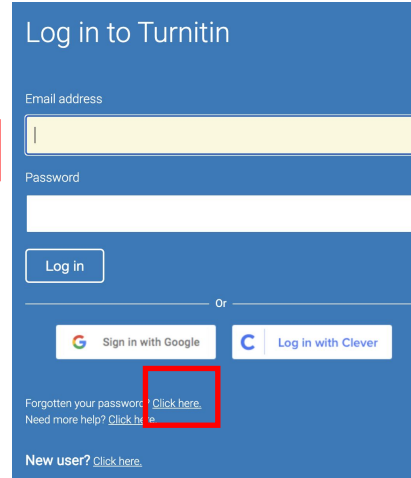
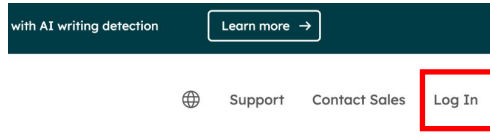
1	www.lgeri.co.kr	인터넷 출처	47%
2	knowledge.lg.co.kr	인터넷 출처	3%
3	00tti.tistory.com	인터넷 출처	2%
4	www.happycampus.com	인터넷 출처	<1%
5	m.blog.daum.net	인터넷 출처	<1%
6	self-guided.com	인터넷 출처	<1%
7	kind.krx.co.kr	인터넷 출처	<1%

원문본 제외 키워드 일치 제외 키워드
참고 문헌 제외 키워드

1. Click the percentage button
2. Click the download icon
3. Click on the 'current view' to download the result in pdf. Your originality result can be found in the back part of the pdf.

FAQs

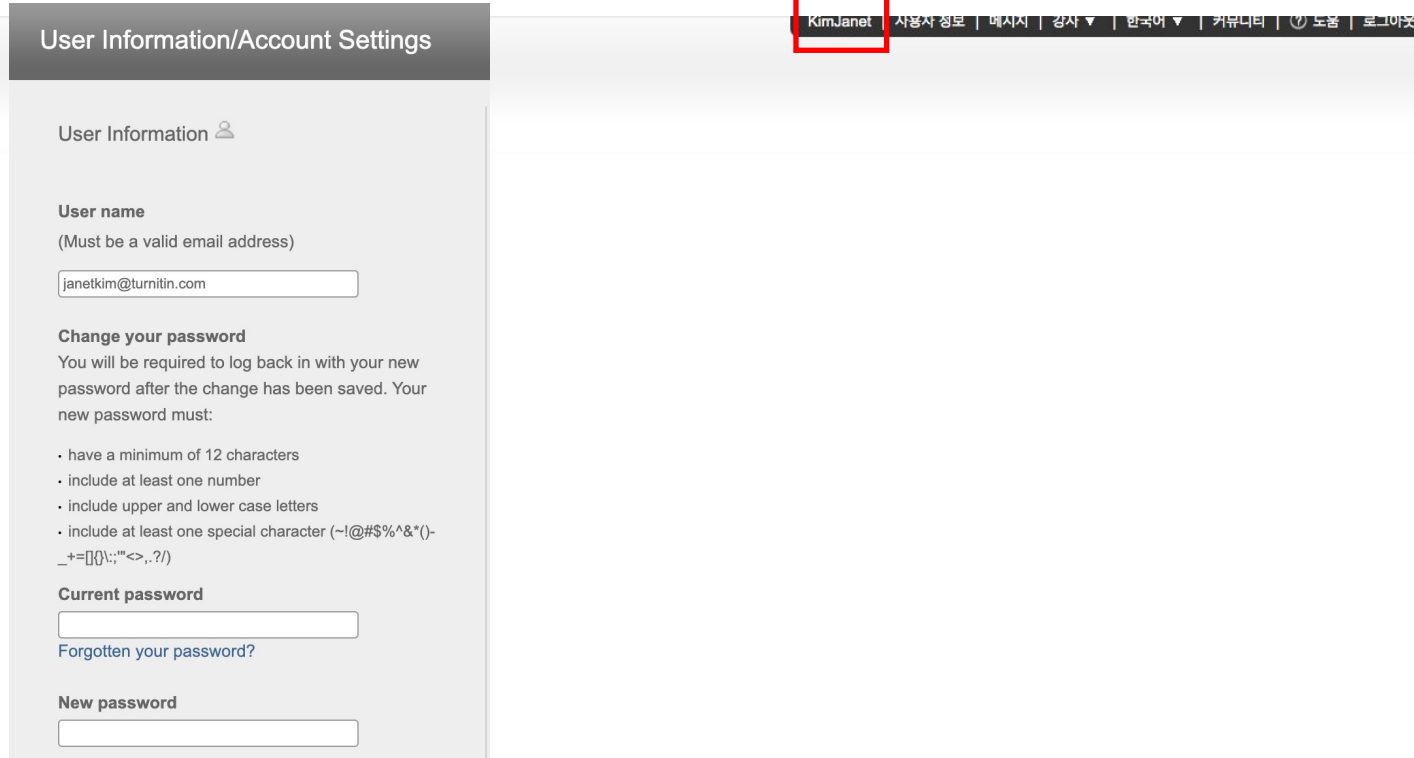
1. Password reset



1. Click 'login'
2. Click 'Click here' next to 'forgot password?'
3. Type in your email address


FAQs

2. Where can I change my email address or password? Click on your name on top after logging in.



The screenshot shows a user interface for account settings. At the top, a dark navigation bar contains the user's name 'KimJanet' highlighted with a red box, followed by menu items: '사용자 정보', '메시지', '강사', '한국어', '커뮤니티', '도움', and '로그아웃'. Below the navigation bar, the page title is 'User Information/Account Settings'. The main content area is divided into sections: 'User Information' with a person icon, 'User name' (with a note that it must be a valid email address) and a text input field containing 'janetkim@turnitin.com', 'Change your password' (with instructions and a list of password requirements), 'Current password' with a text input field and a link for 'Forgotten your password?', and 'New password' with a text input field.

User Information/Account Settings

User Information 

User name
(Must be a valid email address)

Change your password
You will be required to log back in with your new password after the change has been saved. Your new password must:

- have a minimum of 12 characters
- include at least one number
- include upper and lower case letters
- include at least one special character (~!@#\$\$%^&*()-_+=[{}|:;'"<>.,?/)

Current password

[Forgotten your password?](#)

New password

Thank you!

02-3498-5902

Questions: koreasales@turnitin.com

help.turnitin.com